

Scaled data based on original data using  
LM-79-08 Approved Method: Electrical and Photometric Measurements of Solid-  
State Lighting Products

Test Report Prepared for  
Cooper Lighting Solutions  
(formerly Eaton)

Brand: STREETWORKS

Report Number: P530542

Luminaire Tested: **GLAN-SA5D-735-U-AFL-GRSWH**

Issue Date: 5/27/2021

**Test Information**

Test Method: LM-79-08  
Report Number: P530542  
TEST IS SCALED FROM IESNA LM-79-08 TEST DATA (G3-2011-057-28)  
Test Lab: INNOVATION CENTER  
Issue Date: 5/27/2021  
Manufacturer: COOPER LIGHTING SOLUTIONS (FORMERLY EATON)  
Product Line: STREETWORKS  
Catalog Number: GLAN-SA5D-735-U-AFL-GRSWH  
Description: GALLEON AREA AND ROADWAY LUMINAIRE  
(5) 70 CRI, 3500K, 1200mA LIGHTSQUARES WITH 16 LEDS EACH AND AUTOMOTIVE FRONTLINE OPTICS WITH WHITE GLARE REDUCTION SHIELD  
Light Source: -  
Ballast/Driver: ELECTRONIC DRIVER

**Summary**

Lumens per Lamp: N/A  
Luminaire Lumens: 32565 lumens  
Efficiency: N/A  
Efficacy: 105.4 lumens/watt  
Luminous Opening: Rectangular (W 1.5' x L: 1' x H: 0')  
IES Classification: Type II - Short  
BUG Rating: B3 - U0 - G2

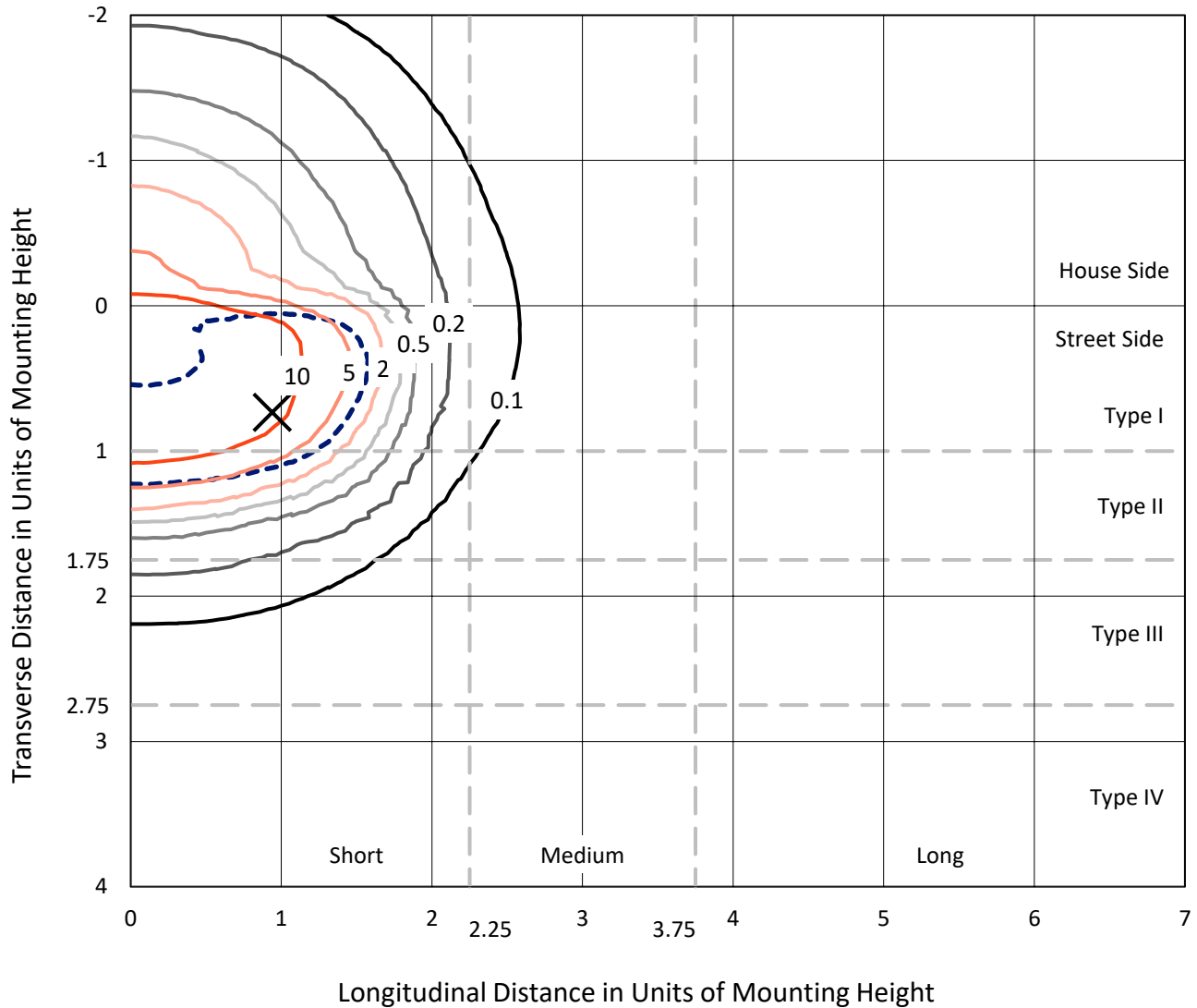
Input Watts (W): 309  
Input Voltage (V): NR  
Input Current (Ain): NR  
Voltage Rise (V): NR  
Power Factor: NR  
Total Harmonic Distortion (THDi): NR  
Frequency (hertz): 60  
Stabilization Time: NR  
Operation Time: NR  
Ambient Temperature (°C): NR  
Test Distance: 24 FT



REPORT NUMBER: P530542  
 CATALOG NUMBER: GLAN-SA5D-735-U-AFL-GRSWH

### Iso-Footcandle Lines of Horizontal Illumination

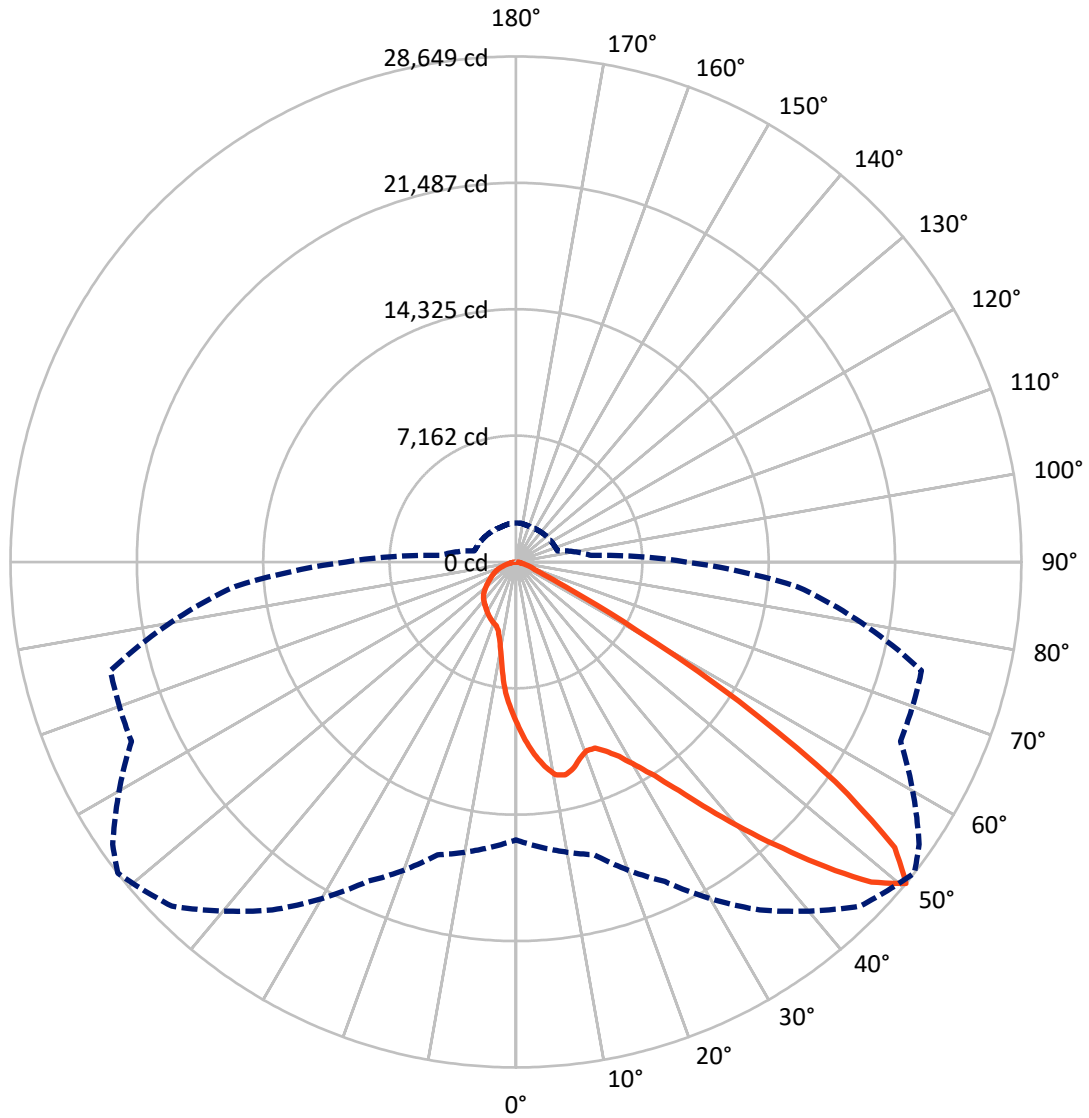
✕ Max cd  
 - - - 1/2 Max cd



Based on 25 foot mounting height. Maximum calculated value = 18.8 fc  
 Type II - Short - N/A

REPORT NUMBER: P530542  
CATALOG NUMBER: GLAN-SA5D-735-U-AFL-GRSWH

### Luminous Intensity Polar Plot



— Vertical Plane Through 52-Deg Lateral      - - - Horizontal Cone Through 50-Deg Vertical

REPORT NUMBER: P530542  
 CATALOG NUMBER: GLAN-SA5D-735-U-AFL-GRSWH

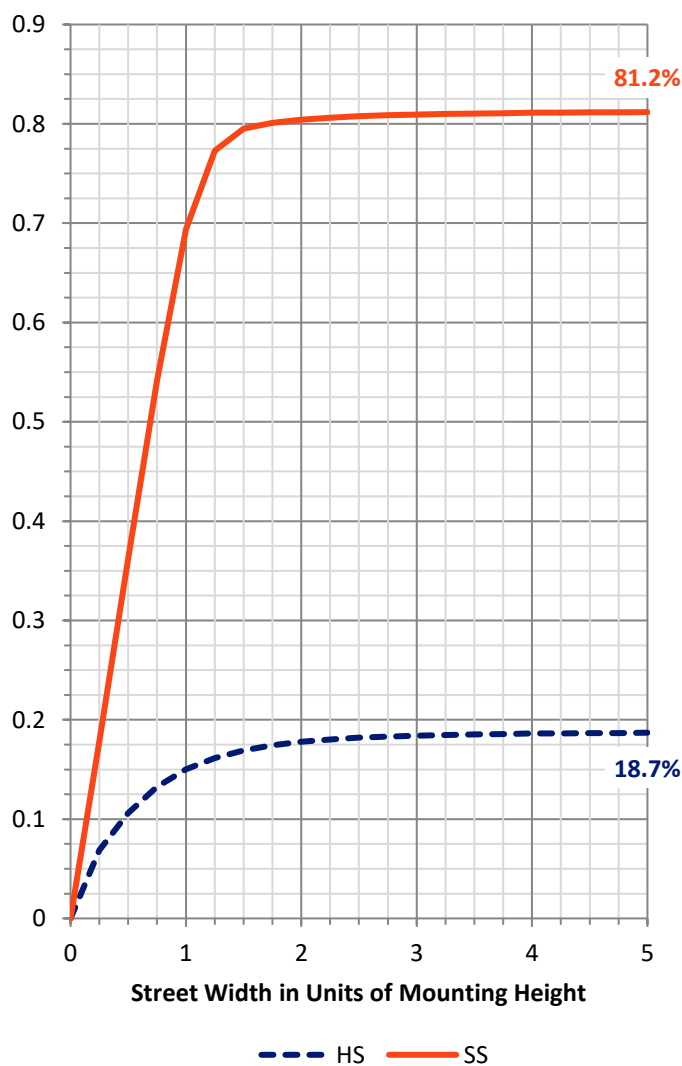
**FLUX DISTRIBUTION:**

		Downward	Upward	Total
<b>House Side</b>	Lumens	6121.4	0.0	6121.4
	% Fixture	18.8	0.0	18.8
<b>Street Side</b>	Lumens	26443.6	0.0	26443.6
	% Fixture	81.2	0.0	81.2
<b>Total</b>	Lumens	32565.0	0.0	32565.0
	% Fixture	100.0	0.0	100.0

**ZONAL LUMENS:**

Zone	Lumens	% Fixture
0°-10°	846.1	2.6
10°-20°	2267.7	7.0
20°-30°	3819.8	11.7
30°-40°	6410.0	19.7
40°-50°	9805.7	30.1
50°-60°	7149.2	22.0
60°-70°	1591.0	4.9
70°-80°	573.9	1.8
80°-90°	101.6	0.3
90°-100°	0.0	0.0
100°-110°	0.0	0.0
110°-120°	0.0	0.0
120°-130°	0.0	0.0
130°-140°	0.0	0.0
140°-150°	0.0	0.0
150°-160°	0.0	0.0
160°-170°	0.0	0.0
170°-180°	0.0	0.0
0°-90°	32565.0	100.0
0°-180°	32565.0	100.0

**Coefficient of Utilization**



REPORT NUMBER: P530542

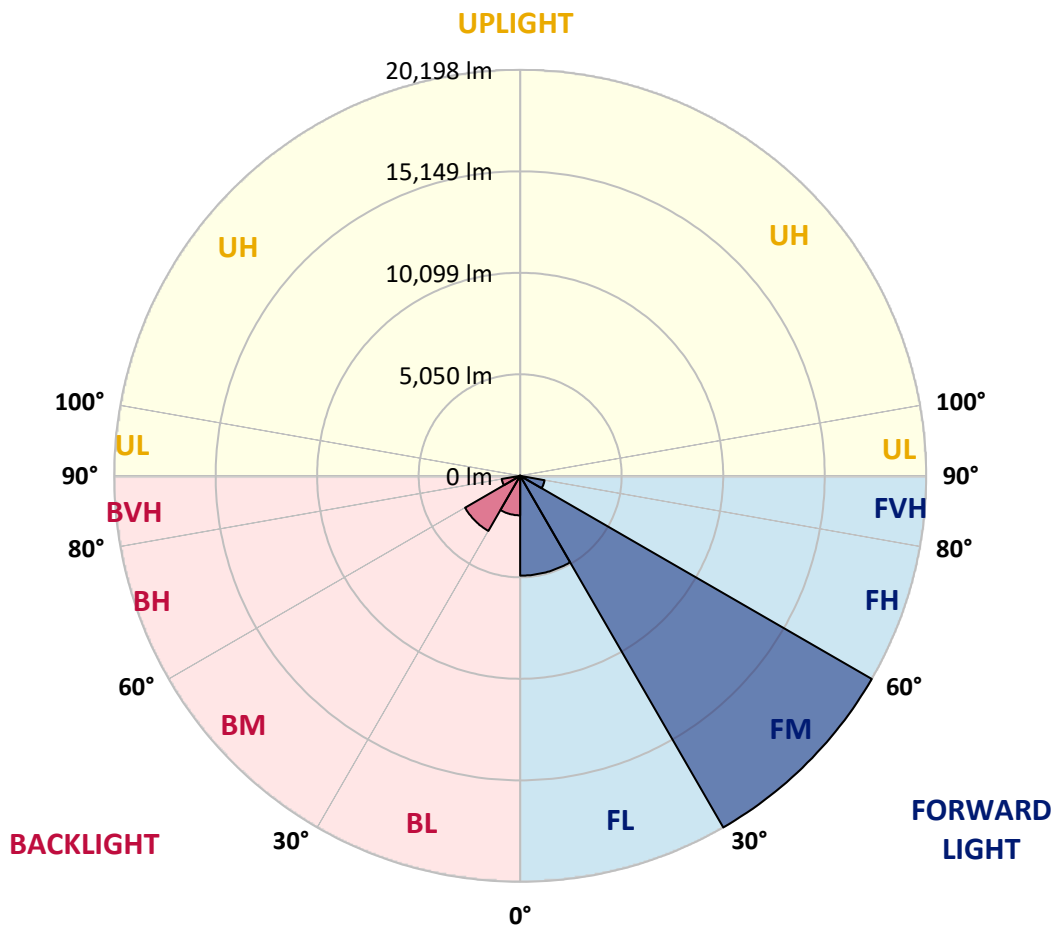
CATALOG NUMBER: GLAN-SA5D-735-U-AFL-GRSWH

**LUMINAIRE CLASSIFICATION SYSTEM LUMEN TABLE AND BUG RATING:**

Zone	Lumens	% Fixture	Zone Rating/Lumen Limit		
			B	U	G
FL (0°-30°)	4967.3	15.3			
FM (30°-60°)	20198.5	62.0			
FH (60°-80°)	1232.3	3.8			G1/1800
FVH (80°-90°)	45.5	0.1			G1/100
BL (0°-30°)	1966.3	6.0	B3/2500		
BM (30°-60°)	3166.4	9.7	B3/5000		
BH (60°-80°)	932.6	2.9	B2/1000		G2/1000
BVH (80°-90°)	56.1	0.2			G1/100
UL (90°-100°)	0.0	0.0		U0/0	
UH (100°-180°)	0.0	0.0		U0/0	

**BUG Rating: B3-U0-G2**

Type II Short





REPORT NUMBER: P530542

CATALOG NUMBER: GLAN-SA5D-735-U-AFL-GRSWH

**CANDELA DISTRIBUTION (FULL):**

	0°	5°	15°	25°	35°	45°	52°	55°	65°	75°	85°
0°	9179.5	9179.5	9179.5	9179.5	9179.5	9179.5	9179.5	9179.5	9179.5	9179.5	9179.5
2.5°	10808.2	10600.2	10623.8	10474.6	10313.7	10266.6	10101.8	9944.8	9827.1	9575.9	9344.4
5°	11812.9	11750.1	11655.9	11538.2	11416.5	11118.3	10949.5	10753.3	10321.6	9933.0	9548.4
7.5°	11958.1	11946.3	11997.4	11997.4	12040.5	11926.7	11687.3	11550.0	11090.8	10458.9	9744.7
10°	10937.7	10973.1	11220.3	11542.1	11989.5	12299.6	12260.3	12225.0	11722.6	10859.2	9976.2
12.5°	10125.4	10046.9	10192.1	10466.8	11137.9	11887.5	12393.7	12397.7	12268.2	11498.9	10145.0
15°	9666.2	9721.1	9760.4	9889.9	10396.1	11263.5	12154.3	12417.3	12986.4	11950.3	10411.8
17.5°	9960.5	9776.1	9768.2	9799.6	10058.6	10710.1	11710.9	12162.2	13378.8	12531.1	10741.5
20°	10345.1	10341.2	10231.3	10192.1	10188.1	10769.0	11420.5	12032.7	13586.8	13284.6	11075.1
22.5°	11020.1	11020.1	10839.6	10753.3	10568.8	11043.7	11459.7	11875.7	13932.2	13802.7	11236.0
25°	12150.4	11966.0	11655.9	11444.0	11338.0	11506.8	11875.7	12248.5	14234.4	14352.1	11569.6
27.5°	13194.4	12903.9	12750.9	12385.9	12244.6	12146.5	12484.0	12860.8	14587.6	15207.6	11750.1
30°	14379.6	14328.5	14053.8	13582.9	13233.6	13053.1	13363.1	13735.9	15235.1	16082.8	12166.1
32.5°	16498.8	16035.7	15662.9	15086.0	14516.9	14132.3	14438.4	14685.7	16310.4	16997.2	12621.4
35°	18786.8	18637.7	17994.1	16954.1	16082.8	15737.5	15918.0	16102.4	17562.4	18394.4	13386.7
37.5°	21035.6	20831.5	20301.7	19426.5	18366.9	17664.4	17793.9	18009.8	18967.4	20278.2	14320.7
40°	22652.5	22401.4	22134.5	22005.0	20953.2	19991.7	19917.1	19972.1	20866.9	22044.2	15356.8
42.5°	22770.3	23080.3	23162.7	23684.7	23437.4	22648.6	22189.4	22201.2	22680.0	23790.7	16404.6
45°	22523.0	22236.5	22844.8	24269.4	25085.8	25454.7	24681.5	24583.4	23802.4	24803.2	16926.6
47.5°	19928.9	20007.4	21035.6	23288.3	25647.0	27295.3	27114.7	26789.0	24402.9	24767.9	16844.2
50°	15753.2	16228.0	17181.7	19987.8	24077.1	27585.7	28649.2	27895.7	24045.7	23794.6	16004.3
52.5°	10490.3	10686.6	11314.5	14936.9	19359.8	24658.0	26883.2	27055.9	23716.1	22519.1	14940.8
55°	4670.2	4654.5	5537.5	7802.0	12146.5	18763.3	21965.7	23017.5	22448.5	21220.1	13904.7
57.5°	1978.0	2044.7	2405.8	3371.2	5973.2	11322.3	14881.9	15804.2	17264.1	17425.0	10666.9
60°	1338.3	1346.1	1444.2	1687.6	2499.9	5317.8	7805.9	8912.7	9956.6	9886.0	5659.2
62.5°	1051.8	1079.3	1153.8	1251.9	1483.5	2413.6	3492.9	4109.0	4175.7	3512.5	2146.7
65°	898.7	902.6	977.2	1059.6	1161.7	1405.0	1683.6	1715.0	1734.7	1671.9	1577.7
67.5°	741.7	749.6	808.5	902.6	996.8	1075.3	1153.8	1193.1	1283.3	1459.9	1436.4
70°	588.7	600.5	651.5	730.0	816.3	863.4	961.5	996.8	1079.3	1216.6	1271.6
72.5°	447.4	451.3	494.5	549.4	627.9	675.0	757.4	796.7	851.6	969.4	1020.4
75°	321.8	333.6	365.0	392.5	404.2	435.6	514.1	557.3	635.8	686.8	690.7
77.5°	168.8	176.6	184.5	184.5	223.7	282.6	333.6	357.1	412.1	451.3	431.7
80°	66.7	70.6	90.3	121.7	157.0	204.1	239.4	251.2	298.3	321.8	333.6
82.5°	39.2	43.2	58.9	86.3	113.8	145.2	172.7	184.5	215.9	243.3	251.2
85°	19.6	23.5	35.3	54.9	74.6	90.3	86.3	82.4	82.4	78.5	82.4
87.5°	7.8	7.8	11.8	11.8	11.8	15.7	19.6	19.6	19.6	23.5	23.5
90°	0.0	0.0	0.0	0.0	0.0	0.0	0.0	0.0	0.0	0.0	0.0



REPORT NUMBER: P530542

CATALOG NUMBER: GLAN-SA5D-735-U-AFL-GRSWH

**CANDELA DISTRIBUTION (continued):**

	90°	95°	105°	115°	125°	135°	145°	155°	165°	175°	180°
0°	9179.5	9179.5	9179.5	9179.5	9179.5	9179.5	9179.5	9179.5	9179.5	9179.5	9179.5
2.5°	9191.3	9034.3	8889.1	8622.2	8331.8	8249.4	7911.9	7790.2	7703.9	7601.9	7570.5
5°	9238.4	9030.4	8563.4	8025.7	7597.9	7048.5	6687.4	6298.9	6016.3	5945.7	5926.1
7.5°	9336.5	8979.4	8174.8	7362.5	6487.3	5741.6	5172.6	4866.4	4595.7	4580.0	4552.5
10°	9446.4	8826.3	7751.0	6475.5	5357.0	4666.3	4324.9	4191.4	4124.7	4109.0	4101.2
12.5°	9536.7	8794.9	7276.1	5612.1	4556.4	4140.4	4038.4	4026.6	4054.1	4061.9	4077.6
15°	9575.9	8669.3	6703.1	4839.0	4058.0	3904.9	3948.1	3995.2	4014.8	4065.8	4026.6
17.5°	9650.5	8508.4	5996.7	4226.7	3779.3	3806.8	3881.4	3936.3	3967.7	4003.0	3952.0
20°	9689.7	8363.2	5333.5	3861.8	3681.2	3732.3	3834.3	3877.5	3916.7	3932.4	3873.5
22.5°	9654.4	8065.0	4748.7	3567.4	3587.0	3653.8	3744.0	3791.1	3767.6	3704.8	3669.5
25°	9560.2	7645.0	4140.4	3379.0	3453.6	3571.3	3642.0	3606.7	3563.5	3528.2	3516.4
27.5°	9556.3	7130.9	3700.9	3206.4	3339.8	3500.7	3477.2	3445.8	3465.4	3437.9	3406.5
30°	9575.9	6632.5	3339.8	3108.2	3257.4	3335.9	3363.3	3331.9	3355.5	3304.5	3320.2
32.5°	9473.9	6145.9	3104.3	2994.4	3159.3	3155.3	3245.6	3269.2	3214.2	3108.2	3123.9
35°	9517.0	5753.4	2904.2	2943.4	3049.4	3049.4	3120.0	3092.5	2947.3	2884.5	2900.2
37.5°	9815.3	5368.8	2806.1	2872.8	2943.4	2974.8	2951.3	2833.5	2798.2	2798.2	2806.1
40°	10097.9	5039.1	2747.2	2857.1	2845.3	2864.9	2692.2	2704.0	2704.0	2707.9	2688.3
42.5°	10349.1	4815.4	2700.1	2762.9	2782.5	2680.5	2574.5	2562.7	2590.2	2586.3	2570.6
45°	10439.3	4631.0	2633.4	2656.9	2672.6	2503.9	2452.8	2429.3	2460.7	2472.5	2488.2
47.5°	10094.0	4477.9	2558.8	2511.7	2480.3	2370.4	2303.7	2260.5	2299.8	2366.5	2382.2
50°	9650.5	4277.8	2441.1	2350.8	2284.1	2237.0	2189.9	2146.7	2174.2	2221.3	2209.5
52.5°	8995.1	3963.8	2291.9	2197.8	2083.9	2095.7	2052.5	2029.0	2044.7	2044.7	2032.9
55°	8061.0	3257.4	2040.8	1974.1	1879.9	1911.3	1919.1	1887.7	1856.3	1883.8	1860.2
57.5°	5502.2	2299.8	1821.0	1821.0	1726.8	1770.0	1766.0	1691.5	1616.9	1624.8	1609.1
60°	3182.8	1832.8	1679.7	1664.0	1565.9	1601.2	1609.1	1558.0	1444.2	1452.1	1436.4
62.5°	1809.2	1565.9	1467.8	1444.2	1424.6	1456.0	1456.0	1389.3	1291.2	1299.0	1283.3
65°	1538.4	1452.1	1310.8	1306.9	1299.0	1306.9	1275.5	1204.8	1118.5	1083.2	1087.1
67.5°	1397.1	1342.2	1204.8	1169.5	1146.0	1142.0	1083.2	1016.5	977.2	945.8	941.9
70°	1224.5	1181.3	1079.3	1032.2	1008.6	953.7	894.8	851.6	796.7	781.0	796.7
72.5°	969.4	965.4	926.2	875.2	824.2	781.0	730.0	671.1	620.1	608.3	580.8
75°	671.1	678.9	686.8	678.9	635.8	580.8	522.0	474.9	412.1	376.8	368.9
77.5°	439.6	451.3	463.1	447.4	419.9	368.9	329.7	270.8	223.7	196.2	192.3
80°	321.8	337.5	345.4	333.6	302.2	262.9	219.8	172.7	137.4	113.8	113.8
82.5°	247.2	262.9	270.8	251.2	219.8	188.4	157.0	121.7	94.2	74.6	70.6
85°	86.3	82.4	98.1	102.0	121.7	113.8	94.2	70.6	54.9	39.2	35.3
87.5°	23.5	23.5	27.5	27.5	23.5	19.6	19.6	19.6	15.7	11.8	11.8
90°	0.0	0.0	0.0	0.0	0.0	0.0	0.0	0.0	0.0	0.0	0.0

(END OF REPORT)